


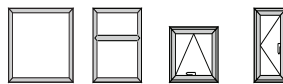
# MADE TO MEASURE WINDOWS & DOORS MADE FOR YOU



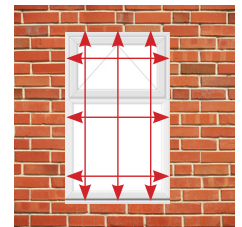
## MEASURING GUIDE

**Ordering made to measure products from Crystal couldn't be simpler. Follow the steps below, give the sizes to the Design Centre Sales Advisor and your new products will be with you in no time!**

**Choose a style** - From contemporary to traditional, there's a style to suit every taste and every property. Simply draw the style you require, eg



**Measurements** - You will need to provide the Design Centre with sizes - don't worry, we will do a full survey prior to manufacture just to double check the measurements provided. Measure the opening outside on both the height and width. Always measure the exact brickwork opening and not the old window or door frame. Make sure you measure brick to brick in at least three different places and deduct 10mm from both the final height and width measurements to allow for 5mm fitting allowance around the new frame. All dimensions to be supplied in Metric and all designs viewed externally.



**Choose a colour, hardware & glazing** - We have a range of colours, glazing and hardware - talk to the Design Advisor and ask to see a sample or colour swatch. If you do require a colour, fill in the details on the order form and make sure you specify whether you want colour on one side (interior or exterior) or on both sides. All of our products are made to measure, made for you, so select a colour which complements the outside and exterior to your home for a personalised touch. If you require obscure glass, knockers or letter boxes, simply make a note on it on in the notes section overleaf

**Nearly there** - Please complete the quote form overleaf with all of the information and take it to the Design Centre and we will arrange for a quotation to be created. Once this has been done we will be in touch to get the ball rolling.

**Crystal**  **COLOUR**


No.1 for choice • No.1 for colour

# WINDOWS & DOORS QUOTE INFORMATION





No.1 for choice • No.1 for colour


COMPLETE THIS FORM AND HAND IT TO THE DESIGN CENTRE TEAM OR SCAN THE QR CODE AND GET A PRICE IN MINUTES!





Name: _____	Which Design Centre location did you visit? _____
Address: _____ _____	
Postcode: _____	When is the best time to contact you to discuss your requirements in more detail? _____
Tel: _____	_____
Email address: _____	_____


Item 1		Location: _____	Width _____ mm	Height _____ mm
		External colour: _____	Notes: Let us know here if you require items such as letterboxes, spyholes, and knockers etc	
		Internal colour: _____		
		Obscure glazing: _____		

Item 2		Location: _____	Width _____ mm	Height _____ mm
		External colour: _____	Notes: Let us know here if you require items such as letterboxes, spyholes, and knockers etc	
		Internal colour: _____		
		Obscure glazing: _____		

Item 3		Location: _____	Width _____ mm	Height _____ mm
		External colour: _____	Notes: Let us know here if you require items such as letterboxes, spyholes, and knockers etc	
		Internal colour: _____		
		Obscure glazing: _____		

Item 4		Location: _____	Width _____ mm	Height _____ mm
		External colour: _____	Notes: Let us know here if you require items such as letterboxes, spyholes, and knockers etc	
		Internal colour: _____		
		Obscure glazing: _____		

Item 5		Location: _____	Width _____ mm	Height _____ mm
		External colour: _____	Notes: Let us know here if you require items such as letterboxes, spyholes, and knockers etc	
		Internal colour: _____		
		Obscure glazing: _____		

Item 6		Location: _____	Width _____ mm	Height _____ mm
		External colour: _____	Notes: Let us know here if you require items such as letterboxes, spyholes, and knockers etc	
		Internal colour: _____		
		Obscure glazing: _____		